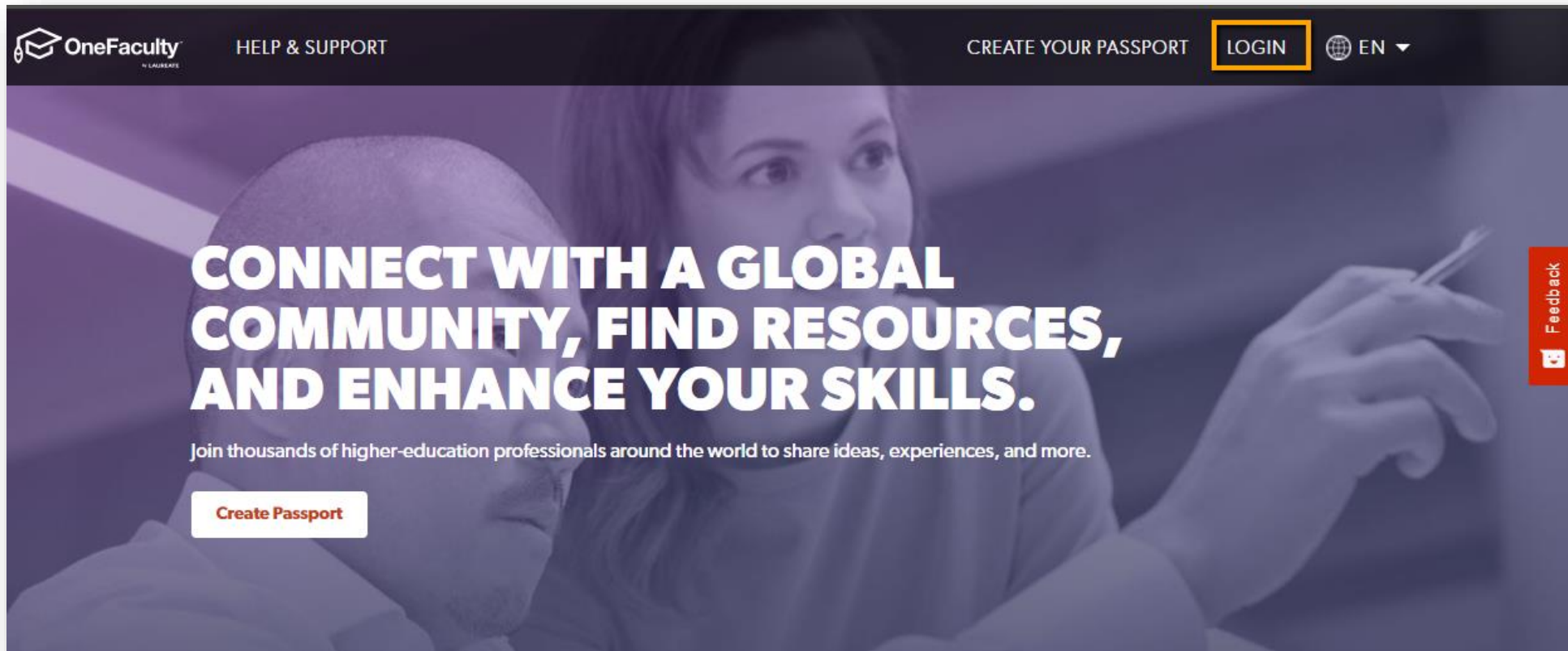


# Université Internationale de Casablanca - Login in OneFaculty

To access please follow these steps:

- 1 Click on the OneFaculty link: <http://onefaculty.laureate.net>

2 Please click “**LOGIN**” to access.



The image shows a screenshot of the OneFaculty website homepage. The top navigation bar is dark with the OneFaculty logo on the left, "HELP & SUPPORT" in the center, and "CREATE YOUR PASSPORT" and "LOGIN" on the right. The "LOGIN" button is highlighted with an orange border. To the right of the "LOGIN" button is a globe icon and "EN" with a dropdown arrow. The main content area features a large, bold headline: "CONNECT WITH A GLOBAL COMMUNITY, FIND RESOURCES, AND ENHANCE YOUR SKILLS." Below the headline is a sub-headline: "Join thousands of higher-education professionals around the world to share ideas, experiences, and more." A white button with the text "Create Passport" is positioned below the sub-headline. On the right side of the page, there is a vertical red button with a speech bubble icon and the text "Feedback". The background of the main content area is a blurred image of two people, a man and a woman, looking at a screen.

OneFaculty  
HELP & SUPPORT  
CREATE YOUR PASSPORT  
**LOGIN** EN

**CONNECT WITH A GLOBAL COMMUNITY, FIND RESOURCES, AND ENHANCE YOUR SKILLS.**

Join thousands of higher-education professionals around the world to share ideas, experiences, and more.

Create Passport

Feedback

- 3 Place your Microsoft 365 account (same used to access your university.)

Let us help you.' where the link is in red."/>

**Sign in**

Enter your email address to continue:

ENTER YOUR EMAIL ADDRESS

test.user@uic.ac.ma

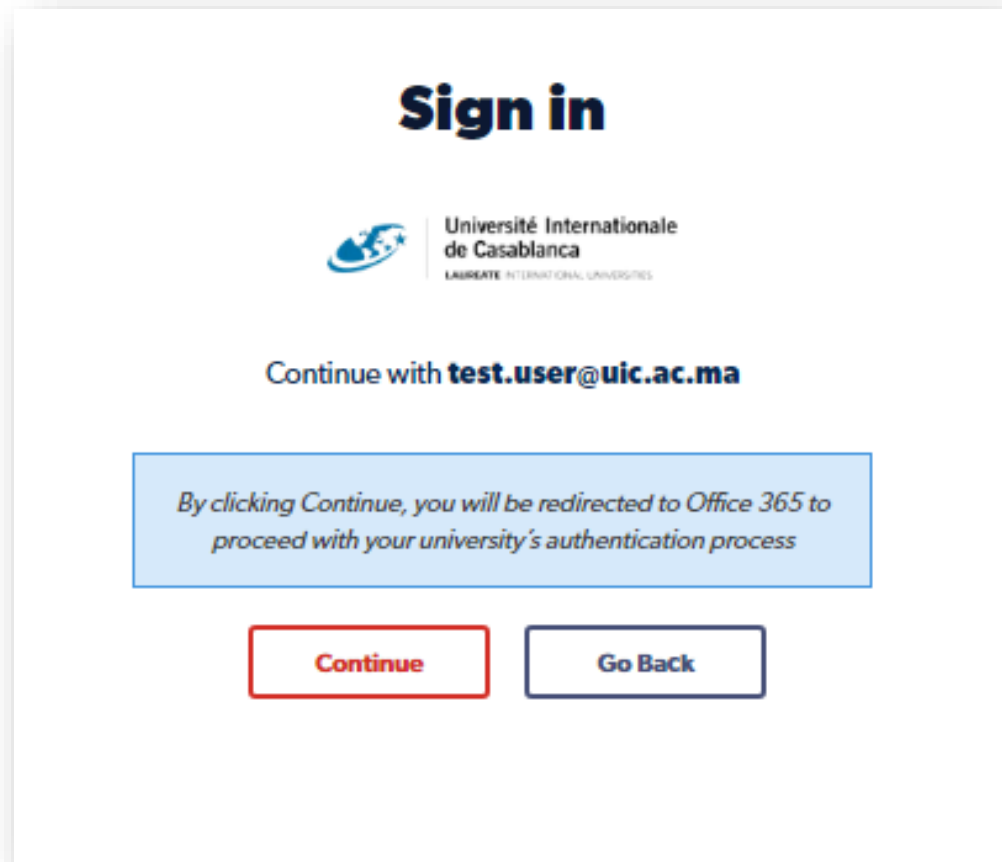
Continue

---

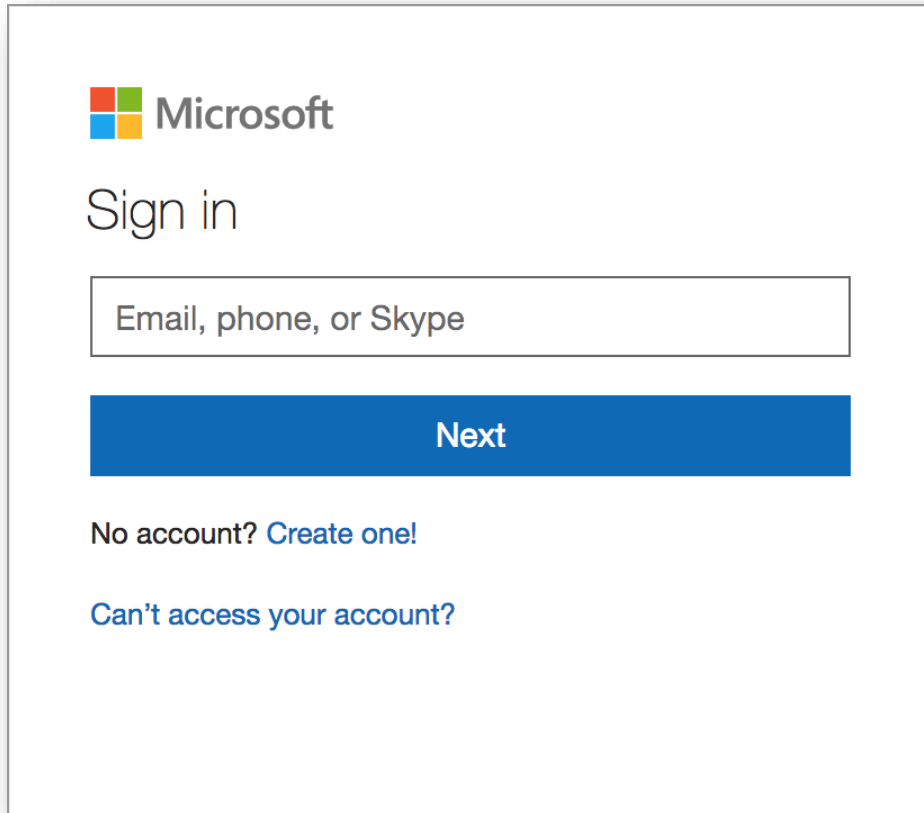
Are you having trouble? [Let us help you.](#)

4

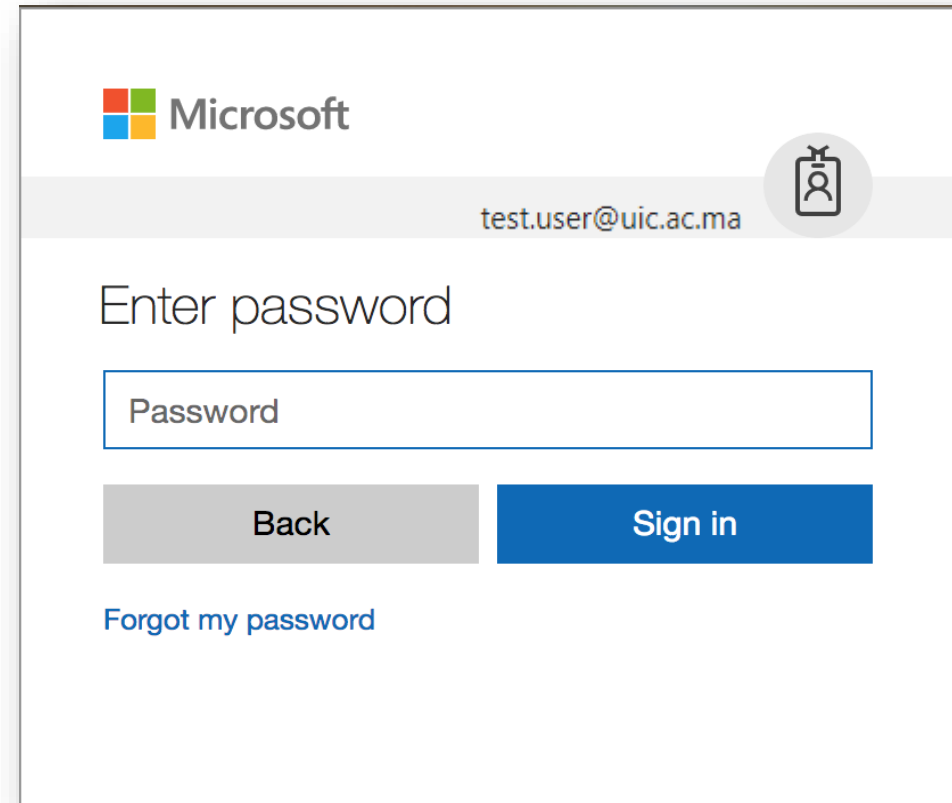
Your university logo will appear, click **Continue**.



- 5 You will be re-directed to the Microsoft 365 login page access. Please use your same credentials.



The screenshot shows the Microsoft sign-in page. At the top left is the Microsoft logo. Below it, the text "Sign in" is displayed. A text input field contains the placeholder text "Email, phone, or Skype". Below the input field is a blue button labeled "Next". At the bottom, there are two links: "No account? Create one!" and "Can't access your account?".



The screenshot shows the Microsoft password entry page. At the top left is the Microsoft logo. To the right of the logo, the email address "test.user@uic.ac.ma" is displayed next to a user icon. Below this, the text "Enter password" is shown. A text input field contains the placeholder text "Password". Below the input field are two buttons: a grey "Back" button and a blue "Sign in" button. At the bottom, there is a link "Forgot my password".

6 You will be re-directed to the OneFaculty portal home page.

